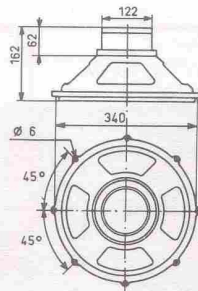
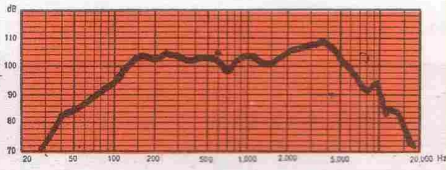
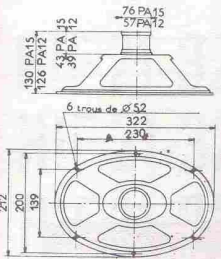
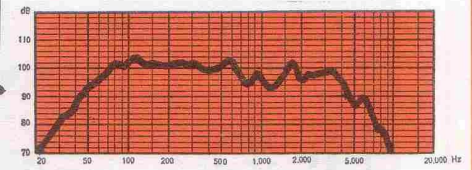


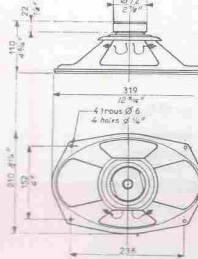
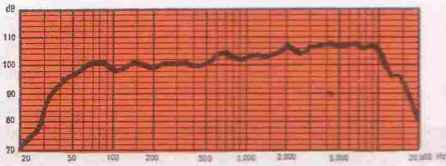
**SON 30 X**  
 310 mm - 12 1/4"  
 20 W



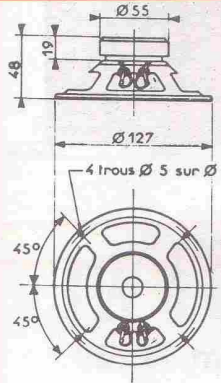
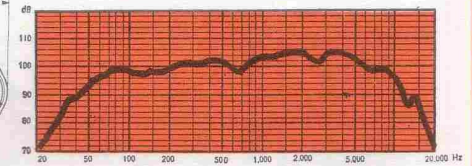
**SON 34 A**  
 340 mm - 13 3/8"  
 30 W



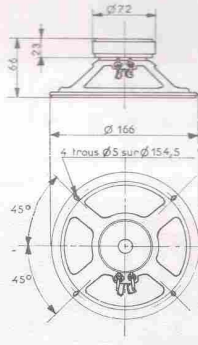
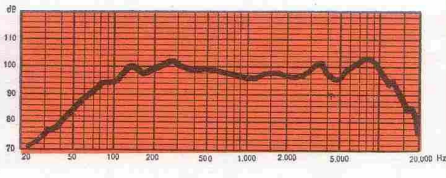
**T 21 - 32 PA 15**  
 212 x 322 mm  
 8 11/32" x 12 11/16"  
 10 W



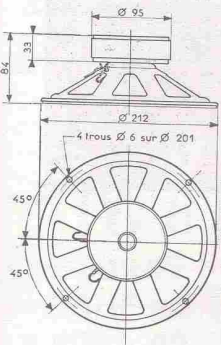
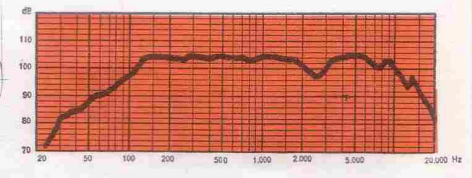
**SON 21 - 32 E**  
 210 x 319 mm  
 8 1/4" x 12 9/16"  
 10 W



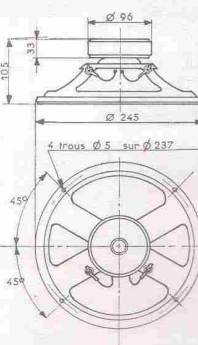
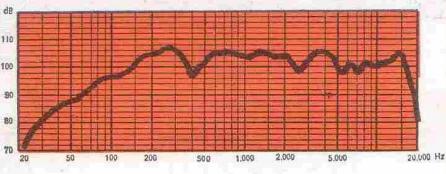
**HIF 12 B**  
 127 mm - 5"  
 8 W



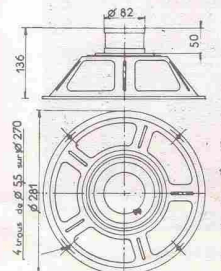
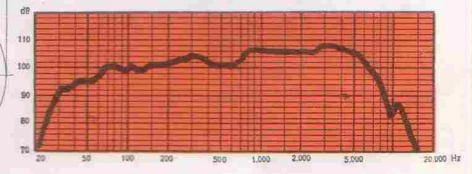
**HIF 17 E**  
 166 mm - 6 1/2"  
 10 W



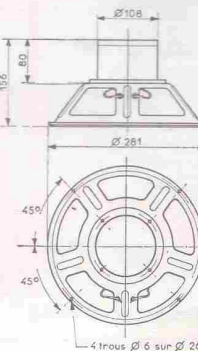
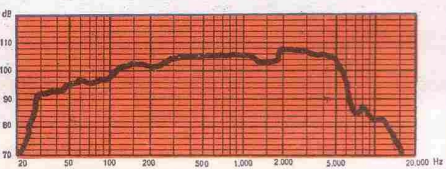
**HIF 21 H BC**  
 212 mm - 8 1/2"  
 15 W



**HIF 24 H**  
 245 mm - 9 11/16"  
 15 W



**WFR 15 S**  
 281 mm - 11 1/16"  
 20 W



**HIF 28 HA**  
 282 mm - 11 1/16"  
 20 W

